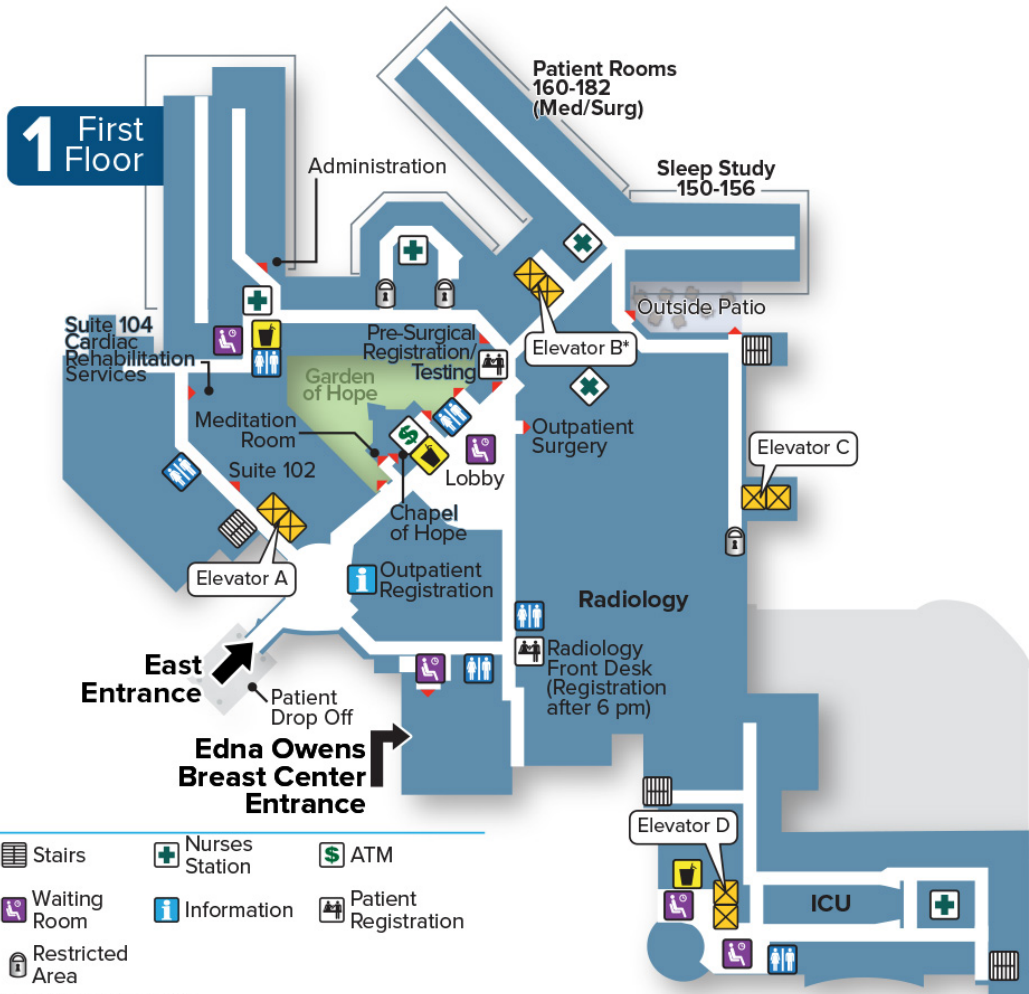


Main Hospital (East Entrance)

Ground Level (G)



First Floor (1)



Legend

- | | | | |
|-----------|-----------------|----------------|----------------------|
| Elevators | Stairs | Nurses Station | ATM |
| Restroom | Waiting Room | Information | Patient Registration |
| Vending | Restricted Area | | |

* Elevator B only goes down to Ground Floor.

Second Floor (2)



Legend

- | | | | |
|-----------|----------------------|----------------|-----------------|
| Elevators | Stairs | Nurses Station | Information |
| Restroom | Waiting Room | Cafeteria | Restricted Area |
| Vending | Patient Registration | | |

* Elevator B only goes down to Ground Floor.










Third Floor (3)

3 Third Floor

The Baby Place

Elevator C

Legend

- | | | |
|---|--|--|
|  Elevators |  Stairs |  Nurses Station |
|  Restroom |  Waiting Room |  Cafeteria |
|  Vending |  Patient Registration |  Gift Shop |

* Elevator B only goes down to Ground Floor.